

'Twas the Morning OF Easter

Written by Glenys Nellist
Illustrated by Elena Selivanova

RESOURCE AND ACTIVITY PACK



'Twas the Morning of Easter: Resource and Activity Pack

Introduction

The resources and activities contained in this pack are designed to be used by parents or children's ministry leaders during the Easter season. They are based on using the book, 'Twas the Morning of Easter by Glenys Nellist.

Included in this Resource Pack:

- Signed printable bookplates.
 - Bookmarks.
- Activities for All Ages.
- Activities for Younger Children.
- Activities for Older Children.
- A script for a simple Easter pageant, including songs, based on the book.
- 'Twas the Morning of Easter StoryWalk:
An Intergenerational Activity

What You Need:

- 'Twas the Morning of Easter
 - White Cardstock
 - White Paper
 - Scissors
 - Glue
 - Hole Punch
 - Ribbon

Bookplate

Print on paper, cut out and glue inside the front cover

*Twas the Morning
OF Easter*

Written by Glenys Nellist, Illustrated by Elena Selivanova

Easter Hope!
Glenys Nellist



*Twas the Morning
OF Easter*

Written by Glenys Nellist, Illustrated by Elena Selivanova

Easter Hope!
Glenys Nellist



*Twas the Morning
OF Easter*

Written by Glenys Nellist, Illustrated by Elena Selivanova

Easter Hope!
Glenys Nellist



*Twas the Morning
OF Easter*

Written by Glenys Nellist, Illustrated by Elena Selivanova

Easter Hope!
Glenys Nellist



Bookmark

Print on cardstock and cut out or make your own
using the template on the next page.



www.glenysnellist.com

Twas the Morning
of Easter




“He's alive, he's
alive!” the rocks
cried in praise.
The whole earth
rejoiced on this
day of all days!

 ZONDERkidz™

Make Your Own Bookmark

Print on cardstock. Color, cut out, punch a hole where indicated and tie a ribbon through.

'Twas the
Morning of
Easter




'Twas the
Morning of
Easter





He is not here.


He
has
risen.



Matthew



28:6





Make Your Own Easter Scene

Cut out the pictures below and glue onto the next page to make your own Easter scene.

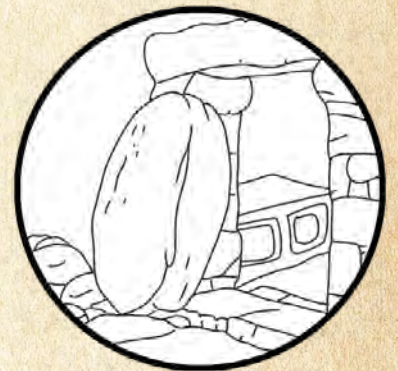





Activities for Younger Children

1. Maze!

Help Mary find her way to the cave, then color the pictures in.



2. Match the Pictures!



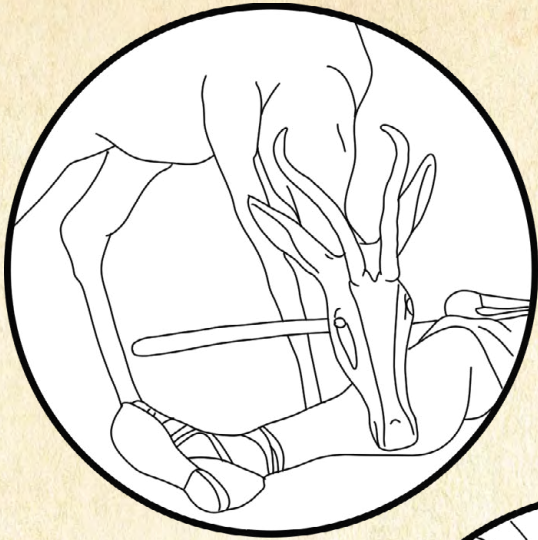
Draw a line from left to right to match the pictures.
Then draw a circle around the pictures you like the best.



3. Find the Animals

There are lots of animals in the book. Can you find each one?

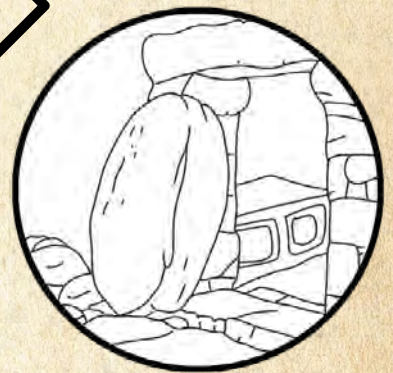

When you do, color them in!



Activities for Older Children


1. Maze!

Help Mary find her way to the cave, then color the pictures in.



2. Crossword!

Use the book to help solve the puzzle.



DOWN

1. What did Mary take to the cave?
2. The first word in the book.
4. The name of the town on the last page.
8. The color of Mary's shawl.
11. What was rolled in front of the cave?
12. Who was sleeping outside the cave?
13. The number of disciples listening to Mary.
14. The number of jars a woman is carrying as Mary runs through the town.

ACROSS

3. Jesus came _____!
5. You see six of them sleeping on page 4.
6. She went to the cave.
7. What happened to make the stone roll away?
9. What Mary is doing on the last page.
10. The name of the birds on page 23.
12. Who did Mary think that Jesus was?
14. The name of one of the disciples.
15. The last word in the book.
16. The number of butterflies on page 23.

3. Wordsearch

Find the words listed below.

E O A E K U J F S D
M G H A I J E J T I
A U Y R N G S E O S
L A M T G A U R N C
I R I H E R S U E I
V D R Q A D Y S M P
E S A U S E C A M L
G H C A T N A L A E
O Y L K E E V E R S
D I E E R R E M Y Z

Earthquake

Miracle

Jesus

King

Jerusalem

Easter

Stone

God

Disciples

Alive

Mary


Gardener

Guards


Cave

Answer Key

Maze 1




Maze 2



Answer Key

Crossword



Wordsearch



'Twas the Morning of Easter Pageant

This simple Easter pageant, based on using *'Twas the Morning of Easter*, can be acted out in churches, in homes with the whole family, or pre-recorded to share virtually on Easter Sunday. Using a narrator, the story is read from the book as children act it out.

WHAT YOU WILL NEED:

- Book: *'Twas the Morning of Easter* by Glenys Nellist
- Set up of three different scenes:
 - ▶ **TOMB:** Use sheets draped over furniture and a large cardboard circle for the stone.
 - ▶ **MARY'S HOME:** Room décor such as cushions, drapes & a small jars, for the perfume.
 - ▶ **UPPER ROOM:** Cushions, wooden chairs, low tables or benches, lamps.
- Simple costumes such as robes or shawls.

WHO YOU NEED:

- A narrator
- Two guards
- Mary
- Jesus
- Disciples (any number)

FOR PRESENTING IN CHURCH

- Set up the three scenes.
- Make fun, colorful signage for each one: CAVE / MARY'S HOME/ UPPER ROOM.
- Prepare several paint sticks on which are attached the following large cardboard or foam board props: Sun/ Trees/ Rocks/ Question Marks/ Birds/ Two Star Shapes, one with the word GOOD on it, the other saying NIGHT. These will be held up in the background during various scenes.
- If you have spotlights, use those to highlight each scene change.
- If you have projection capabilities, the best effect will be achieved if you project the pages from the book on screens as the story is acted out. Before using this method, please obtain permission from Zondervan at: <https://www.zondervan.com/about-us/permissions/>.

FOR ACTING IT OUT AT HOME

- Set up the three different scenes in your home, or back yard.
- Just have fun with it! Designate who in your family will be the narrator and who will play the different parts. If your family is smaller, one person could act out all three roles of the guards, Jesus, *and* the disciples (since they don't appear in a scene together.) You could use a stuffed animal for the other guard and extra disciples!
- The signage for the scenes and paint stick props are not necessary, but you might have fun making and using them!

FOR A VIRTUAL PAGEANT

With some modest editing and production this pageant makes a perfect virtual alternative for families who cannot meet in church in person. Individual families record the scenes. Then, as they are edited together, music, narration, graphics, and sound effects can be added. Here are three options. Be creative and work out what scenario would work best for you.

1. Ask one family (minimum five members including parents) to record themselves acting out the whole story at home or in their back yard.
2. Ask different families to record separate scenes. If three or four different families are involved, you will need to get creative! For example, Mary does not have to be played by the same person in each scene. It's possible to film her arriving at the cave from behind, wearing the same costume as Mary wore in the first scene. Similarly, when she encounters Jesus or the disciples, she could be played by someone different as long as her costume is the same. Don't worry if the scene set up varies between families. The narration will carry the story along.

3. Set up the three different scenes in your church, or outdoors. Invite each individual family to come separately and use those scenes as they act out and record their part.

· Remember that in all these scenarios, the final narration and sound effects will be added after the scenes are edited. The families are simply acting out the scenes silently or with practice narration that can be removed in editing.

SCRIPT

Scene: Tomb. Two guards are asleep in front of a cave. The doorway is sealed.

Narrator: Twas the morning of Easter, before the sun rose,
Two guards on a hillside were just trying to doze.
You see, Jesus had died, only three days before-
A huge stone had been placed, to seal the cave door.

Scene: Upper Room. The disciples are asleep (they could be snoring & tossing & turning.)

The disciples were sleeping, but tossed in their beds,
As visions of danger swirled 'round in their heads.
Would *they* be arrested and led away too?
Without Jesus, their leader, what would they do?

Scene: Mary's Home. She is pouring perfume into a jar. She then leaves, a shawl covering her head, and sets out for the cave, carrying her jar.

In her small, quiet home, not too far away,
Jesus' friend, Mary, was planning the day.
She would go to the cave with perfume and spice,
In hopes that her gifts would make Jesus smell nice.

Scene: Tomb. The guards are still asleep. The sun rises (held up on a paint stick at the back of the scene, or use lighting effects.) At the appropriate point, use quiet sound effects for the earthquake such as a soft drum. If sheets are being used, they should be shaken. At the back of the scene, hold up the paint sticks with the trees and rocks and shake them around.

The sun, through the trees, was just starting to peep
At the guards on the hill who were now fast asleep.
When all of a sudden, there came an earthquake!
And the rocks and the trees all started to shake.

Scene: Tomb. As the rumbling gets louder the guards jump up, then promptly fall. The stone is rolled away and Mary approaches slowly, from a distance. She creeps up to the tomb.

The guards jumped in fright, then fell straight to the floor
As the stone rolled away and unsealed the door.
Then Mary arrived, and crept up to the cave.
She had to see Jesus... she had to be brave.

Scene: Tomb. Mary peers inside, then sinks to the floor and puts her head in her hands as if crying. Jesus then appears behind her. Option: Have Jesus say his lines instead of the narrator.

But the cave was now empty! He just wasn't there!
Mary sat down and wept, and her cries filled the air.
But suddenly Mary saw someone behind.
"Dear woman, who is it that you hope to find?"

Scene: Tomb. Mary jumps up and turns around to see Jesus.

Mary jumped and turned 'round, so confused and afraid.
Was this man the gardener? And why had he stayed?
But the calm in his voice; the words that he said,
Soon let Mary know she had nothing to dread.

Scene: Tomb. Jesus is reaching out to Mary. Option 1: Have Jesus say his lines instead of the narrator. Option 2: Have large question marks on sticks that pop up at the back of the scene when the last line is read.

"Dear Mary, it's me! It's Jesus, your friend!
My story's just starting—this wasn't the end!"
His eyes, how they twinkled; his smile so bright—
Mary knew in a moment, but could she be right?

Scene: Tomb. Mary covers her mouth in surprise. Jesus has his arms out, as shown in the book. Option: Have both Mary and Jesus say their lines instead of the narrator.

She gasped in surprise and cried, "Jesus! It's you!
You came back to life—your promise came true!"
Jesus nodded and said, "But there's no time to lose—
You must tell the disciples—go! Spread the good news!"

Mary runs towards the Upper Room and knocks loudly on the door as she calls through it.

Option: Have Mary say her lines instead of the narrator.

So she jumped to her feet and away Mary went,
She'd a story to tell—a tale heaven-sent!
She ran without stopping, and called through the door,
“Disciples, you’ve never heard *this* news before!”

Scene: Upper Room. Disciples jump to their feet and look shocked as Mary (or the narrator speaks.)

‘Now Peter, now James, now Thomas, now John!
I went to the cave—Jesus’ body was gone!
But he called me by name—he’s alive! It is true!
It’s a miracle only our great God could do!”

Scene: Upper Room. Mary and disciples make triumphant signs in the air, as props holding birds, rocks and trees are waved around in the background. OR, this scene could be just Jesus outdoors, with arms raised, as shown in the book.

Then the trees seemed to dance; birds started to sing.
All creation joined in to worship the King.
“He’s alive, he’s alive!” the rocks cried in praise.
The whole earth rejoiced on this day of all days!

Scene: Mary’s Home. She is kneeling to pray. Option: When the last line is read, the paint sticks with the stars on, featuring the words GOOD and NIGHT can be held up in the background.

When later that night, Mary knelt down to pray,
She thought about all that had happened that day.
And the stars heard her whisper, through soft evening light...
“Happy Easter to all, and to all... a GOOD NIGHT.”

PRAYER

Thank you, God, for that wonderful morning in Jerusalem when your son came alive. Thank you for Mary, who was the first to tell the good news. Thank you for Easter time. Most of all, thank you for Jesus.

Amen.

SONG OPTIONS by Glenys Nellist

Both songs could be repeated several times, by different children or families.

Roll the Stone

(To the tune of Row, Row, Row Your Boat)


Roll, roll, roll the stone,
Roll the stone away!
Jesus died,
But came alive,
And this is Easter Day!

Roll hands over & over
Roll hands over & over
Put hands down
Raise hands up
Clap hands.

Where is Jesus?

(To the tune of Frere Jacques. This could work well if children 'pop up' from behind furniture or props to sing the first part of the refrain. They disappear and another child pops up to do the echo.)

Where is Jesus, Where is Jesus?
He's not here, He's not here.
Jesus came alive again, Jesus came alive again
Do not fear, Do not fear.



'Twas the Morning of Easter StoryWalk:

An Intergenerational Activity

Designed as an intergenerational activity that takes place indoors or outdoors, the StoryWalk invites participants to read one page of the story as they walk through 15 stations.

WHAT YOU WILL NEED:

- Each double spread from the book, photocopied and enlarged.
- 15 stakes or supports on which the boards will be displayed.
- 15 foam boards
- Copies of 'Twas the Morning of Easter to be given to families at the end of the walk, OR Easter goody-bags OR both.

WHAT TO DO:

- Attach the 15 enlarged double spreads from the book onto the foam boards.
- Attach the boards to the stakes.
- Number them in large numerals 1-15.
- On the first board that displays the title page, write your instructions for the StoryWalk. For example: *START HERE! Welcome to the 'Twas the Morning of Easter StoryWalk. Follow the path to begin the story. Continue until you reach the end. Each stop will be the next page of the story. Have fun!* You could also include an arrow showing the direction to the next stop.
- Work out where to place each stop and how the stakes will be held in place. (If you're outdoors, they could be placed in large plant pots containing soil.)
- Decide what to give families at the end. A free book would be fun! (Visit churchsource.com for up to 50% off bulk buys. Any US order of \$30+ will also be free shipping and tax exempt.)
- Include an Easter goody bag, containing Easter eggs, the coloring or activity sheets from this pack, an easter craft or stickers.


FUN OPTIONS:

- Have people stationed at each stop, handing out Easter eggs.
- Have those people dressed as characters from the book.
- Include fun details on each StoryWalk sign, such as things to spot in the pictures. For example, on the third spread, which shows the disciples asleep, ask: *How many pairs of sandals can you count?* Or, on the sixth spread: *Can you spot the bunny?*


Photocopies of this material may be made for non-commercial ministry use within churches, schools, homes, and educational settings.
For all other permissions inquiries, please contact HCCPpermissions@harpercollins.com.

CELEBRATE EACH SEASON WITH BOOKS


by Glenys Nellist



'Twas the Morning of Easter
\$17.99



'Twas the Evening of Christmas
\$17.99



'Twas the Season of Advent \$19.99



Glenys Nellist was born and raised in a little village in northern England. Her writing reflects a deep passion for bringing the Bible to life for young children. She lives in Dearborn, Michigan, with her husband, David. Find Glenys online: glenysnellist.com